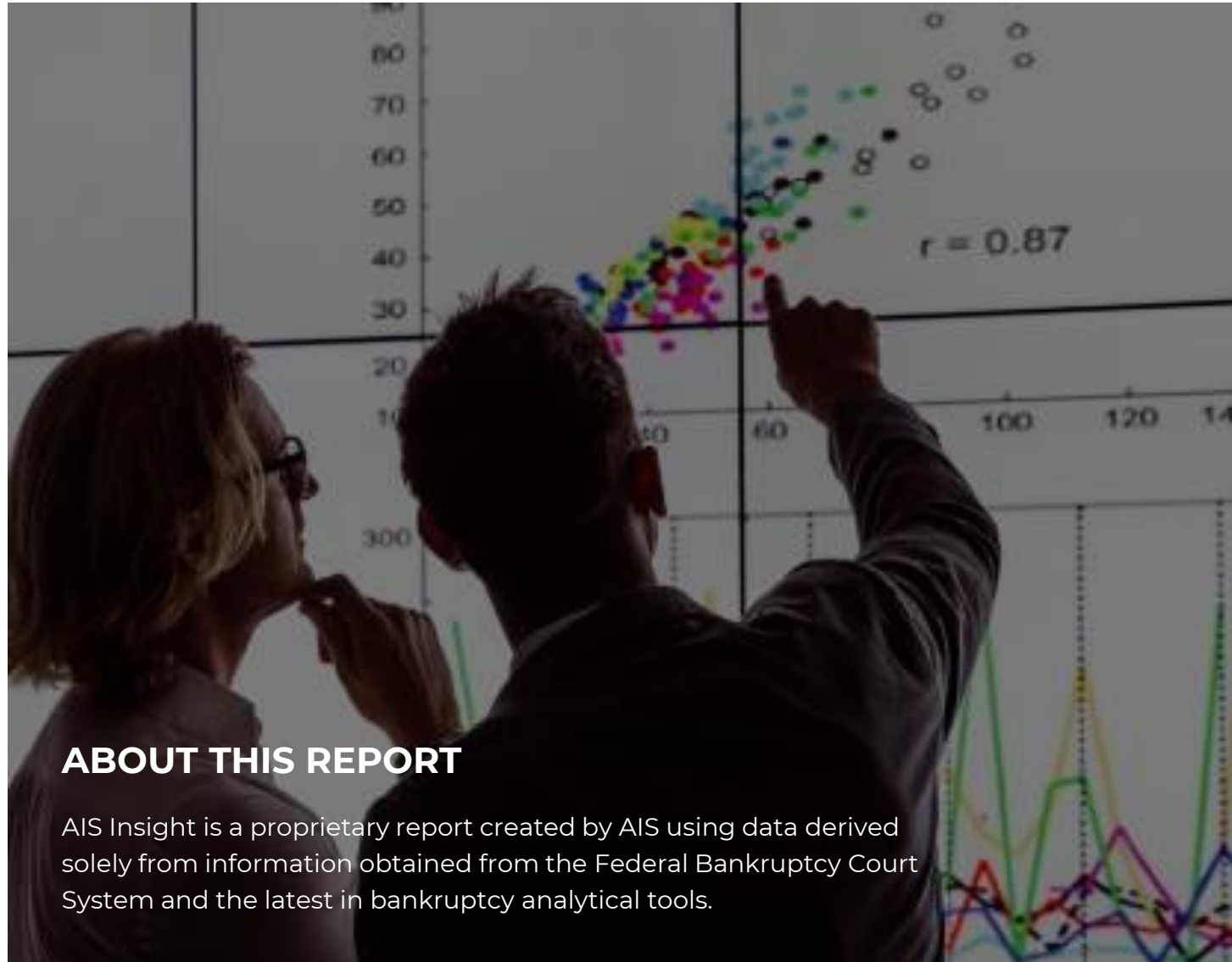


AIS Insight Report

2021 | 4th Issue | March Data



ABOUT THIS REPORT

AIS Insight is a proprietary report created by AIS using data derived solely from information obtained from the Federal Bankruptcy Court System and the latest in bankruptcy analytical tools.

TABLE OF CONTENTS

BANKRUPTCY STATISTICS SNAPSHOT	1
BANKRUPTCY FILINGS BY REGION - CHARTS	2
BANKRUPTCY FILINGS BY COURT - TABLE	3-7

PRODUCT SPOTLIGHT

BANKRUPTCY EVENT TRACKING is driven by the latest bankruptcy technology, automating docket review processes and serving as a practical alternative to other products in the market.

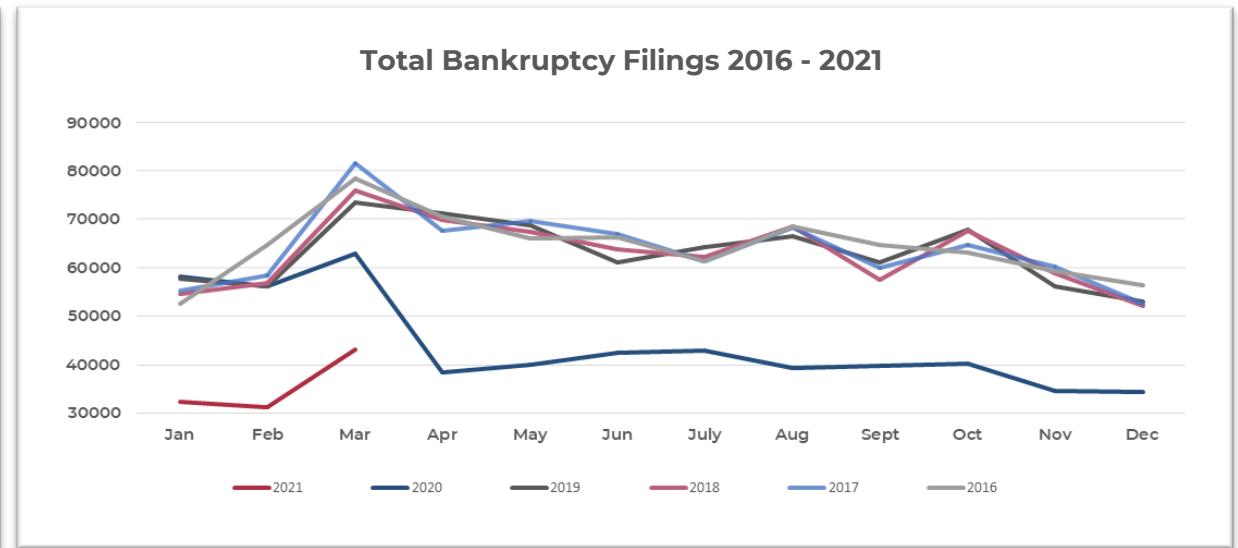
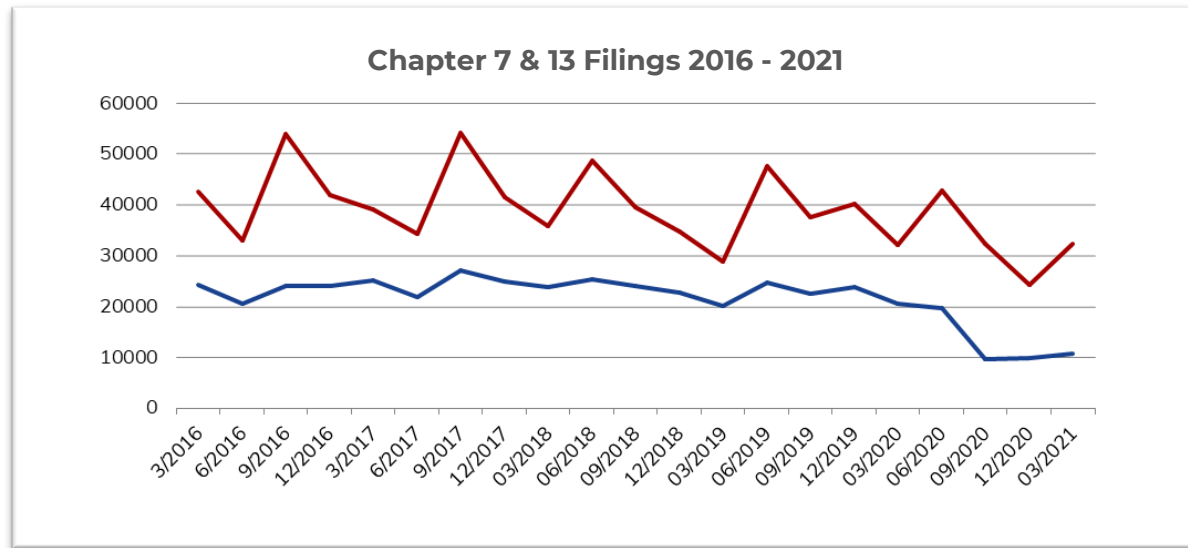
Our proprietary system notifies clients of bankruptcy filings, monitors case dockets and pushes critical activities into client-customized work queues to take immediate action.

BANKRUPTCY STATISTICS SNAPSHOT



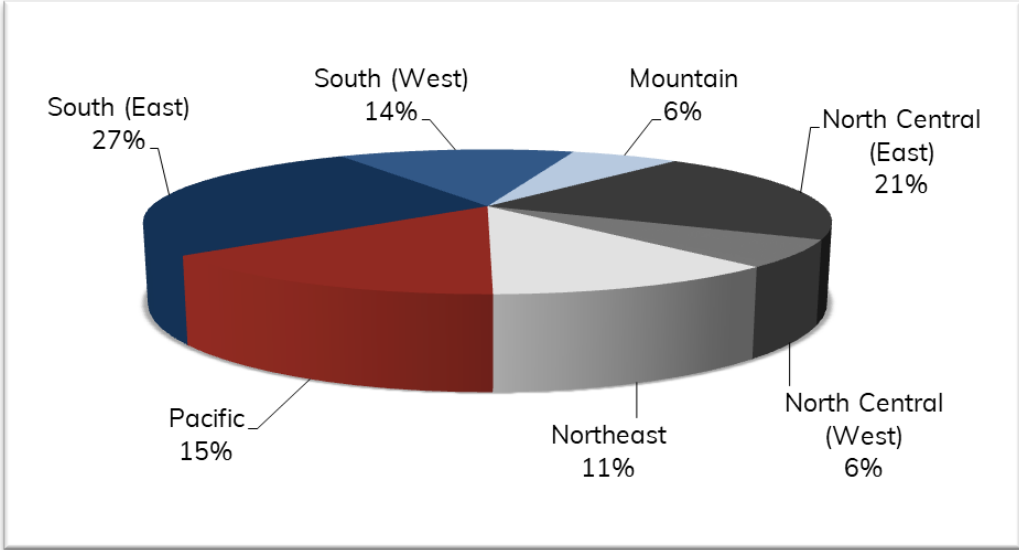
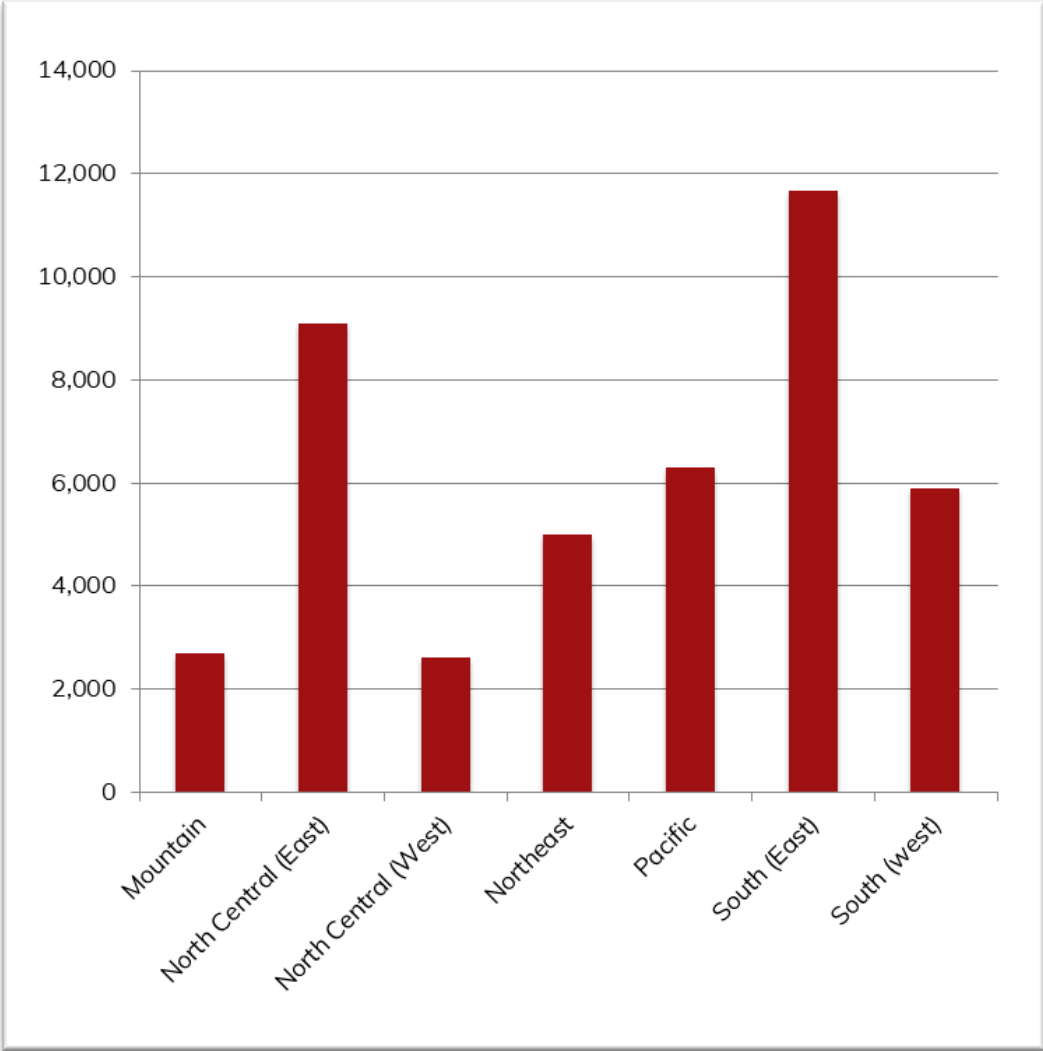
For Bankruptcies Filed Between 03/01/2021 and 03/31/2021

Total Bankruptcies Filed	43,450	Total Bankruptcies Filed last 12 months	458,870
Chapter 13	10,625	Total Bankruptcies Filed Prev. Month	21,216
Chapter 7	32,292	Total Bankruptcies Filed Prev. Year (same month)	62,860
Chapter 11	452	Increased Bankruptcies from Prev. Month Total	12,234 (+39.19%)
Chapter 11, Subchapter V	193	Increased Bankruptcies from Prev. Year Total (same month)	-19,410 (-30.88%)



BANKRUPTCY FILINGS BY REGION

For Bankruptcies Filed Between 03/01/2021 and 03/31/2021



REGION	STATES
Mountain	Arizona, Colorado, Idaho, Montana, New Mexico, Utah, Wyoming
North Central (East)	Illinois, Indiana, Michigan, Ohio, Wisconsin
North Central (West)	Iowa, Kansas, Minnesota, Missouri, Nebraska, North Dakota, South Dakota
Northeast	Connecticut, Delaware, Maine, Massachusetts, New Hampshire, New Jersey, New York, Pennsylvania, Rhode Island, Vermont
Pacific	Alaska, California, Hawaii, Guam, Nevada, Oregon, Washington
South (East)	District of Columbia, Florida, Georgia, Kentucky, Maryland, North Carolina, Puerto Rico, South Carolina, Tennessee, Virgin Islands, Virginia, West Virginia
South (West)	Alabama, Arkansas, Louisiana, Mississippi, Oklahoma, Texas

BANKRUPTCY FILINGS BY COURT



For Bankruptcies Filed Between 03/01/2021 and 03/31/2021

COURT	CH 7	CH 11	CH 12	CH 13	TOTAL
DISTRICT OF ALASKA	19	1		3	23
MIDDLE DISTRICT OF ALABAMA	148			265	413
NORTHERN DISTRICT OF ALABAMA	487		1	328	816
SOUTHERN DISTRICT OF ALABAMA	117	1		144	262
EASTERN DISTRICT OF ARKANSAS	185	1		162	348
WESTERN DISTRICT OF ARKANSAS	105	1		75	181
DISTRICT OF ARIZONA	811	8	1	107	927
CENTRAL DISTRICT OF CALIFORNIA	2,170	36		200	2,406
EASTERN DISTRICT OF CALIFORNIA	709	3		115	827
NORTHERN DISTRICT OF CALIFORNIA	343	10		113	466
SOUTHERN DISTRICT OF CALIFORNIA	470	3	1	45	519
DISTRICT OF COLORADO	549	9		110	668
DISTRICT OF CONNECTICUT	309	2		41	352
DISTRICT OF WASHINGTON, D.C.	23	2		2	27
DISTRICT OF DELAWARE	105	72		26	203
MIDDLE DISTRICT OF FLORIDA	1,319	23		290	1,632
NORTHERN DISTRICT OF FLORIDA	134	3		34	171
SOUTHERN DISTRICT OF FLORIDA	745	24		373	1,142
MIDDLE DISTRICT OF GEORGIA	218	4	1	219	442
NORTHERN DISTRICT OF GEORGIA	900	16		499	1,415

BANKRUPTCY FILINGS BY COURT



For Bankruptcies Filed Between 03/01/2021 and 03/31/2021

COURT	CH 7	CH 11	CH 12	CH 13	TOTAL
SOUTHERN DISTRICT OF GEORGIA	84			189	273
DISTRICT OF GUAM	7			1	8
DISTRICT OF HAWAII	98			33	131
NORTHERN DISTRICT OF IOWA	96	2	1	7	106
SOUTHERN DISTRICT OF IOWA	147	1		20	168
DISTRICT OF IDAHO	216	3		22	241
CENTRAL DISTRICT OF ILLINOIS	249		2	29	280
NORTHERN DISTRICT OF ILLINOIS	1,333	10		483	1,826
SOUTHERN DISTRICT OF ILLINOIS	126			38	164
NORTHERN DISTRICT OF INDIANA	474			117	591
SOUTHERN DISTRICT OF INDIANA	672	3	1	247	923
DISTRICT OF KANSAS	215		2	129	346
EASTERN DISTRICT OF KENTUCKY	390			89	479
WESTERN DISTRICT OF KENTUCKY	336			177	513
EASTERN DISTRICT OF LOUISIANA	92	4		82	178
MIDDLE DISTRICT OF LOUISIANA	47			15	62
WESTERN DISTRICT OF LOUISIANA	129	2		241	372
DISTRICT OF MASSACHUSETTS	262	17		70	349
DISTRICT OF MARYLAND	699	4		174	877
DISTRICT OF MAINE	62			11	73

BANKRUPTCY FILINGS BY COURT



For Bankruptcies Filed Between 03/01/2021 and 03/31/2021

COURT	CH 7	CH 11	CH 12	CH 13	TOTAL
EASTERN DISTRICT OF MICHIGAN	1,197	10		356	1,563
WESTERN DISTRICT OF MICHIGAN	312			56	368
DISTRICT OF MINNESOTA	468	2	4	76	550
EASTERN DISTRICT OF MISSOURI	420	1		171	592
WESTERN DISTRICT OF MISSOURI	311			120	431
NORTHERN DISTRICT OF MISSISSIPPI	142	1		140	283
SOUTHERN DISTRICT OF MISSISSIPPI	279			135	414
DISTRICT OF MONTANA	62			8	70
EASTERN DISTRICT OF NORTH CAROLINA	127	3		165	295
MIDDLE DISTRICT OF NORTH CAROLINA	96			94	190
WESTERN DISTRICT OF NORTH CAROLINA	102	2		62	166
DISTRICT OF NORTH DAKOTA	53		1	3	57
DISTRICT OF NEBRASKA	238		1	57	296
DISTRICT OF NEW HAMPSHIRE	78	1		12	91
DISTRICT OF NEW JERSEY	829	14		199	1,042
DISTRICT OF NEW MEXICO	140			11	151
DISTRICT OF NEVADA	674	9		67	750
EASTERN DISTRICT OF NEW YORK	544	11		39	594
NORTHERN DISTRICT OF NEW YORK	323			40	363
SOUTHERN DISTRICT OF NEW YORK	359	12		36	407

BANKRUPTCY FILINGS BY COURT



For Bankruptcies Filed Between 03/01/2021 and 03/31/2021

COURT	CH 7	CH 11	CH 12	CH 13	TOTAL
WESTERN DISTRICT OF NEW YORK	175	1		38	214
NORTHERN DISTRICT OF OHIO	1,153	12		164	1,329
SOUTHERN DISTRICT OF OHIO	747	4		196	947
EASTERN DISTRICT OF OKLAHOMA	110			5	115
NORTHERN DISTRICT OF OKLAHOMA	138			6	144
WESTERN DISTRICT OF OKLAHOMA	301			54	355
DISTRICT OF OREGON	426	2		78	506
EASTERN DISTRICT OF PENNSYLVANIA	257	3		96	356
MIDDLE DISTRICT OF PENNSYLVANIA	222	1		76	299
WESTERN DISTRICT OF PENNSYLVANIA	404	3	1	94	502
DISTRICT OF PUERTO RICO	160	4		236	400
DISTRICT OF RHODE ISLAND	94			9	103
DISTRICT OF SOUTH CAROLINA	201	3		166	370
DISTRICT OF SOUTH DAKOTA	48	1		7	56
EASTERN DISTRICT OF TENNESSEE	504	4	1	187	696
MIDDLE DISTRICT OF TENNESSEE	277	4		136	417
WESTERN DISTRICT OF TENNESSEE	209	2		358	569
EASTERN DISTRICT OF TEXAS	220	4		111	335
NORTHERN DISTRICT OF TEXAS	482	9		198	689
SOUTHERN DISTRICT OF TEXAS	306	36		117	459

BANKRUPTCY FILINGS BY COURT



For Bankruptcies Filed Between 03/01/2021 and 03/31/2021

COURT	CH 7	CH 11	CH 12	CH 13	TOTAL
WESTERN DISTRICT OF TEXAS	349	9		98	456
DISTRICT OF UTAH	400	1		173	574
EASTERN DISTRICT OF VIRGINIA	764	2		298	1,064
WESTERN DISTRICT OF VIRGINIA	253	2	2	76	333
DISTRICT OF THE VIRGIN ISLANDS					
DISTRICT OF VERMONT	23			2	25
EASTERN DISTRICT OF WASHINGTON	156	2		27	185
WESTERN DISTRICT OF WASHINGTON	364	6		88	458
EASTERN DISTRICT OF WISCONSIN	550	3	2	248	803
WESTERN DISTRICT OF WISCONSIN	227		4	43	274
NORTHERN DISTRICT OF WEST VIRGINIA	84	1		11	96
SOUTHERN DISTRICT OF WEST VIRGINIA	85			8	93
DISTRICT OF WYOMING	52	2		3	57

AIS is a global process and software engineering company committed to delivering high-quality solutions, on time and at a great value. We offer strategic sourcing alternatives to help organizations manage economic uncertainties, regulatory pressures and market difficulties.

Utilizing our industry and operations expertise, we provide a complete suite of services across a variety of business processes and platforms. We specialize in identifying waste and inefficiency in existing programs and utilize a lean approach to reengineer processes and deploy technology to improve performance and controls while reducing costs.

Our core competencies include: Data & Predictive Analytics, Software & Technology, Account Services, Legal Support Services and Business Process Services.

Banks, credit card issuers, auto and mortgage financiers, healthcare and telecom all rely on AIS for guidance.

All rights reserved. AIS LP warrants that it employs all reasonable endeavours to ensure that the supplied statistical reports are substantially complete and free of errors or defects. The user acknowledges that all information contained herein is derived from public record data and from time to time, errors may occur. AIS InSight is a proprietary analytical report produced monthly by AIS. The supplied information will not be disclosed, recompiled, sold or traded, in whole or in part, to third parties unless prior written consent is obtained. AIS LP assumes no responsibility or liability for any decisions made as a result of using this report.

