

AIS Insight Report

2021 | 12th Issue | November Data



ABOUT THIS REPORT

AIS Insight is a proprietary report created by AIS using data derived solely from information obtained from the Federal Bankruptcy Court System and the latest in bankruptcy analytical tools.

TABLE OF CONTENTS

BANKRUPTCY STATISTICS SNAPSHOT	1
BANKRUPTCY FILINGS BY REGION - CHARTS	2
BANKRUPTCY FILINGS BY COURT - TABLE	3-7

PRODUCT SPOTLIGHT

BANKRUPTCY EVENT TRACKING is driven by the latest bankruptcy technology, automating docket review processes and serving as a practical alternative to other products in the market.

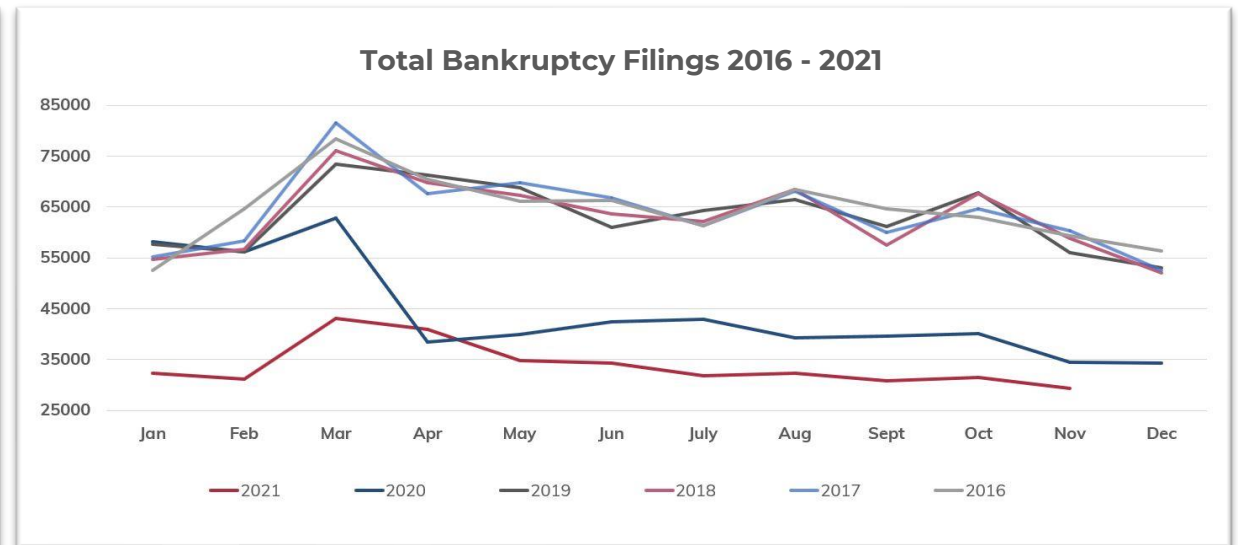
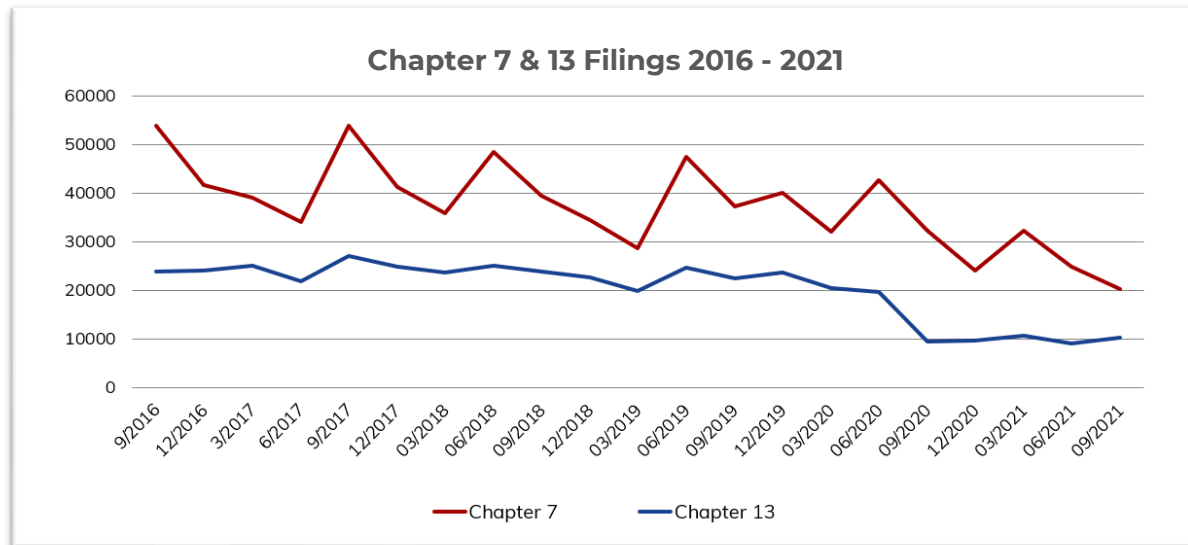
Our proprietary system notifies clients of bankruptcy filings, monitors case dockets and pushes critical activities into client-customized work queues to take immediate action.

BANKRUPTCY STATISTICS SNAPSHOT



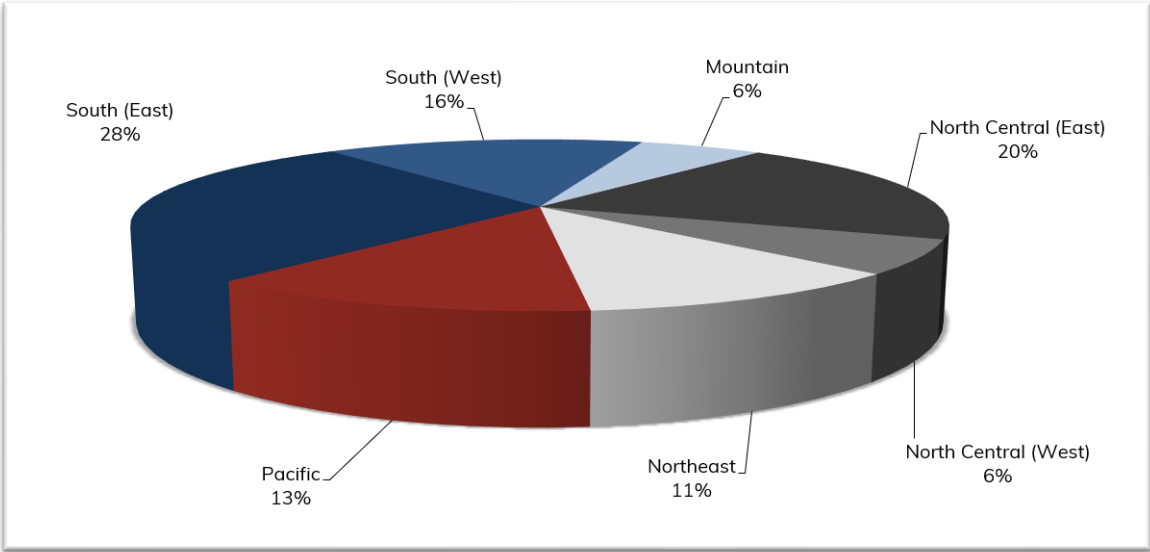
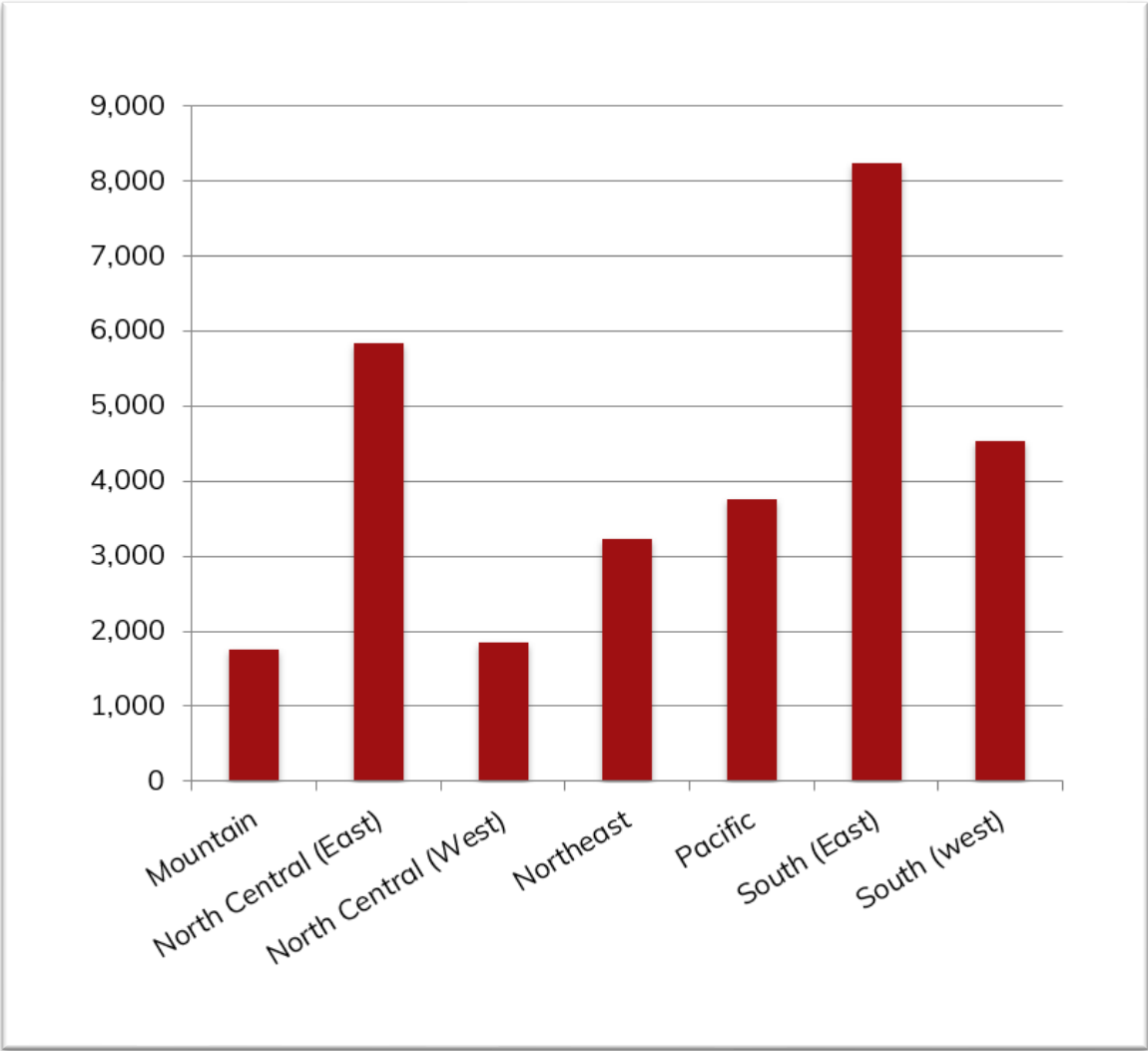
For Bankruptcies Filed Between 11/01/2021 and 11/30/2021

Total Bankruptcies Filed	29,301	Total Bankruptcies Filed last 12 months	407,784
Chapter 13	10,671	Total Bankruptcies Filed Prev. Month	31,483
Chapter 7	18,392	Total Bankruptcies Filed Prev. Year (same month)	34,491
Chapter 11	222	Increased Bankruptcies from Prev. Month Total	-2,182 (-6.93%)
Chapter 11, Subchapter V	105	Increased Bankruptcies from Prev. Year Total (same month)	-5,190 (-15.05%)



BANKRUPTCY FILINGS BY REGION

For Bankruptcies Filed Between 11/01/2021 and 11/30/2021



REGION	STATES
Mountain	Arizona, Colorado, Idaho, Montana, New Mexico, Utah, Wyoming
North Central (East)	Illinois, Indiana, Michigan, Ohio, Wisconsin
North Central (West)	Iowa, Kansas, Minnesota, Missouri, Nebraska, North Dakota, South Dakota
Northeast	Connecticut, Delaware, Maine, Massachusetts, New Hampshire, New Jersey, New York, Pennsylvania, Rhode Island, Vermont
Pacific	Alaska, California, Hawaii, Guam, Nevada, Oregon, Washington
South (East)	District of Columbia, Florida, Georgia, Kentucky, Maryland, North Carolina, Puerto Rico, South Carolina, Tennessee, Virgin Islands, Virginia, West Virginia
South (West)	Alabama, Arkansas, Louisiana, Mississippi, Oklahoma, Texas

BANKRUPTCY FILINGS BY COURT



For Bankruptcies Filed Between 11/01/2021 and 11/30/2021

COURT	CH 7	CH 11	CH 12	CH 13	TOTAL
DISTRICT OF ALASKA	13	1		3	17
MIDDLE DISTRICT OF ALABAMA	79	1		314	394
NORTHERN DISTRICT OF ALABAMA	263	2		377	642
SOUTHERN DISTRICT OF ALABAMA	44	2		150	196
EASTERN DISTRICT OF ARKANSAS	122	1		171	294
WESTERN DISTRICT OF ARKANSAS	58			58	116
DISTRICT OF ARIZONA	525	6		98	629
CENTRAL DISTRICT OF CALIFORNIA	1,220	17		221	1,458
EASTERN DISTRICT OF CALIFORNIA	405	2	1	110	518
NORTHERN DISTRICT OF CALIFORNIA	177	3	1	86	267
SOUTHERN DISTRICT OF CALIFORNIA	241			34	275
DISTRICT OF COLORADO	316	9		85	410
DISTRICT OF CONNECTICUT	192	2		36	230
DISTRICT OF WASHINGTON, D.C.	18	1		2	21
DISTRICT OF DELAWARE	49	6		32	87
MIDDLE DISTRICT OF FLORIDA	853	8	1	303	1,165
NORTHERN DISTRICT OF FLORIDA	95	2		20	117
SOUTHERN DISTRICT OF FLORIDA	490	8		372	870
MIDDLE DISTRICT OF GEORGIA	85			232	317
NORTHERN DISTRICT OF GEORGIA	530	2		531	1,063

BANKRUPTCY FILINGS BY COURT



For Bankruptcies Filed Between 11/01/2021 and 11/30/2021

COURT	CH 7	CH 11	CH 12	CH 13	TOTAL
SOUTHERN DISTRICT OF GEORGIA	48			203	251
DISTRICT OF GUAM	3				3
DISTRICT OF HAWAII	60			26	86
NORTHERN DISTRICT OF IOWA	56		2	11	69
SOUTHERN DISTRICT OF IOWA	105	1		24	130
DISTRICT OF IDAHO	109			12	121
CENTRAL DISTRICT OF ILLINOIS	136			32	168
NORTHERN DISTRICT OF ILLINOIS	748	7		506	1,261
SOUTHERN DISTRICT OF ILLINOIS	66	1		51	118
NORTHERN DISTRICT OF INDIANA	271			153	424
SOUTHERN DISTRICT OF INDIANA	375	3		274	652
DISTRICT OF KANSAS	118			114	232
EASTERN DISTRICT OF KENTUCKY	175			93	268
WESTERN DISTRICT OF KENTUCKY	166			197	363
EASTERN DISTRICT OF LOUISIANA	47	1		60	108
MIDDLE DISTRICT OF LOUISIANA	28	2		19	49
WESTERN DISTRICT OF LOUISIANA	54	1		268	323
DISTRICT OF MASSACHUSETTS	180	6		88	274
DISTRICT OF MARYLAND	418	9		220	647
DISTRICT OF MAINE	45			10	55

BANKRUPTCY FILINGS BY COURT



For Bankruptcies Filed Between 11/01/2021 and 11/30/2021

COURT	CH 7	CH 11	CH 12	CH 13	TOTAL
EASTERN DISTRICT OF MICHIGAN	692	7		237	936
WESTERN DISTRICT OF MICHIGAN	129	1		45	175
DISTRICT OF MINNESOTA	356	1	1	98	456
EASTERN DISTRICT OF MISSOURI	230	2		189	421
WESTERN DISTRICT OF MISSOURI	166			116	282
NORTHERN DISTRICT OF MISSISSIPPI	78	1		134	213
SOUTHERN DISTRICT OF MISSISSIPPI	165	1		118	284
DISTRICT OF MONTANA	33			13	46
EASTERN DISTRICT OF NORTH CAROLINA	63	1	2	155	221
MIDDLE DISTRICT OF NORTH CAROLINA	58	1		110	169
WESTERN DISTRICT OF NORTH CAROLINA	40			49	89
DISTRICT OF NORTH DAKOTA	25			5	30
DISTRICT OF NEBRASKA	122		1	63	186
DISTRICT OF NEW HAMPSHIRE	38			13	51
DISTRICT OF NEW JERSEY	472	18		280	770
DISTRICT OF NEW MEXICO	77	1		17	95
DISTRICT OF NEVADA	355	4		59	418
EASTERN DISTRICT OF NEW YORK	355	7		44	406
NORTHERN DISTRICT OF NEW YORK	168	1		30	199
SOUTHERN DISTRICT OF NEW YORK	194	8		31	233

BANKRUPTCY FILINGS BY COURT



For Bankruptcies Filed Between 11/01/2021 and 11/30/2021

COURT	CH 7	CH 11	CH 12	CH 13	TOTAL
WESTERN DISTRICT OF NEW YORK	97	1		31	129
NORTHERN DISTRICT OF OHIO	636	5		165	806
SOUTHERN DISTRICT OF OHIO	493			217	710
EASTERN DISTRICT OF OKLAHOMA	73			2	75
NORTHERN DISTRICT OF OKLAHOMA	80			9	89
WESTERN DISTRICT OF OKLAHOMA	210	1		50	261
DISTRICT OF OREGON	261	1		58	320
EASTERN DISTRICT OF PENNSYLVANIA	122	1		101	224
MIDDLE DISTRICT OF PENNSYLVANIA	131	1		73	205
WESTERN DISTRICT OF PENNSYLVANIA	192	5		86	283
DISTRICT OF PUERTO RICO	107	1		168	276
DISTRICT OF RHODE ISLAND	49			15	64
DISTRICT OF SOUTH CAROLINA	99	1		141	241
DISTRICT OF SOUTH DAKOTA	33			6	39
EASTERN DISTRICT OF TENNESSEE	238	2	1	196	437
MIDDLE DISTRICT OF TENNESSEE	150			154	304
WESTERN DISTRICT OF TENNESSEE	103			352	455
EASTERN DISTRICT OF TEXAS	160			124	284
NORTHERN DISTRICT OF TEXAS	277	4		199	480
SOUTHERN DISTRICT OF TEXAS	226	25		134	385

BANKRUPTCY FILINGS BY COURT



For Bankruptcies Filed Between 11/01/2021 and 11/30/2021

COURT	CH 7	CH 11	CH 12	CH 13	TOTAL
WESTERN DISTRICT OF TEXAS	213	5		112	330
DISTRICT OF UTAH	234	2		173	409
EASTERN DISTRICT OF VIRGINIA	376	3		260	639
WESTERN DISTRICT OF VIRGINIA	126			82	208
DISTRICT OF THE VIRGIN ISLANDS	1				1
DISTRICT OF VERMONT	18			6	24
EASTERN DISTRICT OF WASHINGTON	65			25	90
WESTERN DISTRICT OF WASHINGTON	239	2		60	301
EASTERN DISTRICT OF WISCONSIN	240	2		160	402
WESTERN DISTRICT OF WISCONSIN	134		2	46	182
NORTHERN DISTRICT OF WEST VIRGINIA	44			10	54
SOUTHERN DISTRICT OF WEST VIRGINIA	53	1		5	59
DISTRICT OF WYOMING	39				39

AIS is a Texas-based FinTech firm offering data analytics, technology and talent to support Operations and IT functions within the financial services sector. We are committed to lowering costs, improving quality and delivering faster results for our clients. Our insights, software robotics and workforce solutions drive the day-to-day work so our clients can focus on growing their business.

Using a lean Six Sigma approach, our team reviews client processes, eliminates non-value adds, and streamlines productivity. We build and share financial and legal technology to automate and optimize operational performance. We recruit, train and manage highly skilled human resources to meet project-based or full-time staffing needs.

Our clients have global access to a wide-ranging team of subject matter experts specializing in data, information technology, business operations, and legal support,. We serve a variety of industries including commercial and retail banking, automotive finance, credit card, mortgage, insurance and telecommunications.

All rights reserved. AIS warrants that it employs all reasonable endeavours to ensure that the supplied statistical reports are substantially complete and free of errors or defects. The user acknowledges that all information contained herein is derived from public record data and from time to time, errors may occur. AIS InSight is a proprietary analytical report produced monthly by AIS. The supplied information will not be disclosed, recompiled, sold or traded, in whole or in part, to third parties unless prior written consent is obtained. AIS assumes no responsibility or liability for any decisions made as a result of using this report.



OUR BUSINESS IS HELPING
YOU DO BUSINESS BETTER

Data | Technology | Talent



Watch to learn more