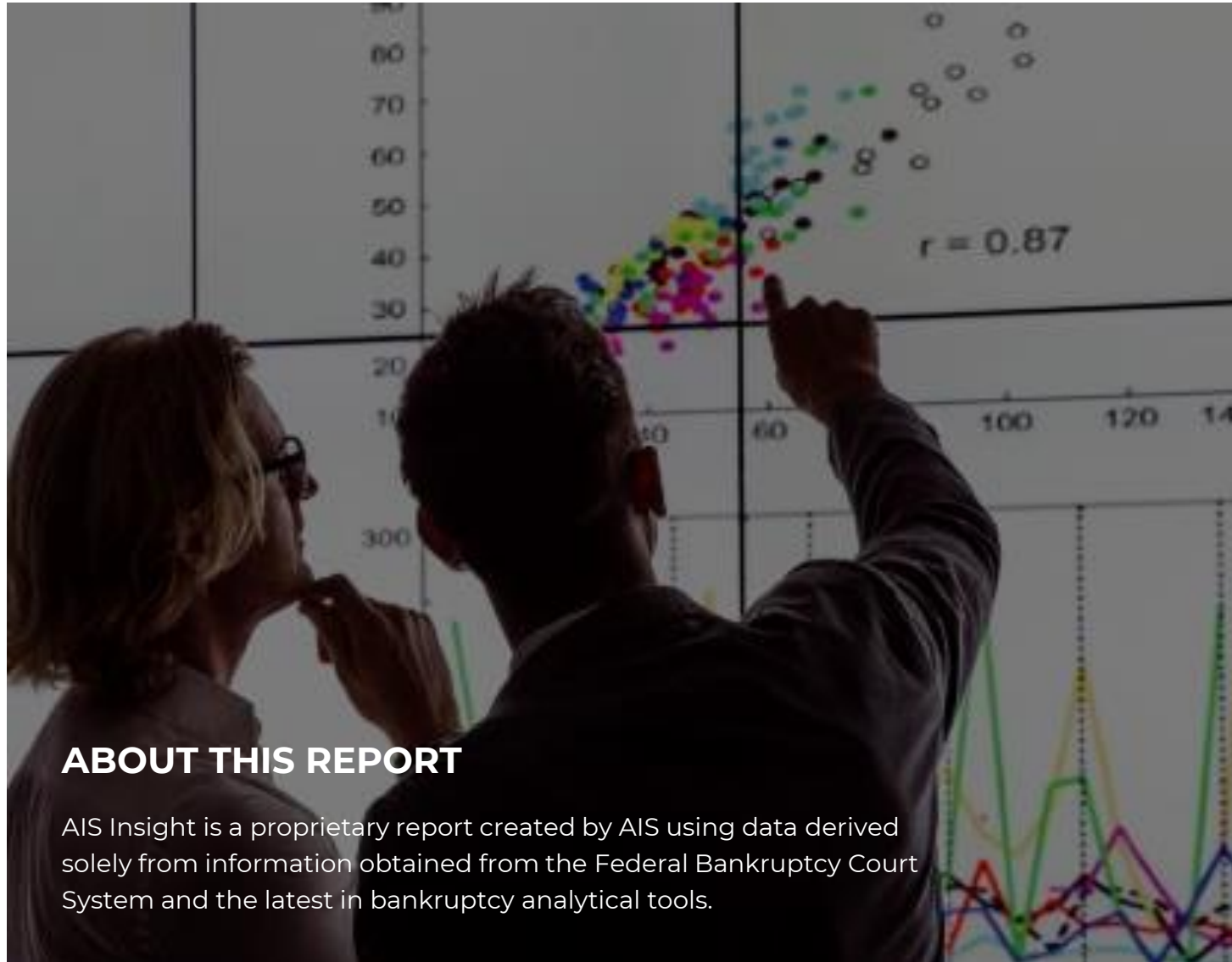


AIS Insight Report

2021 | 10th Issue | September Data



ABOUT THIS REPORT

AIS Insight is a proprietary report created by AIS using data derived solely from information obtained from the Federal Bankruptcy Court System and the latest in bankruptcy analytical tools.

TABLE OF CONTENTS

| | |
|---------------------------------------|-----|
| BANKRUPTCY STATISTICS SNAPSHOT | 1 |
| BANKRUPTCY FILINGS BY REGION - CHARTS | 2 |
| BANKRUPTCY FILINGS BY COURT - TABLE | 3-7 |

PRODUCT SPOTLIGHT

BANKRUPTCY EVENT TRACKING is driven by the latest bankruptcy technology, automating docket review processes and serving as a practical alternative to other products in the market.

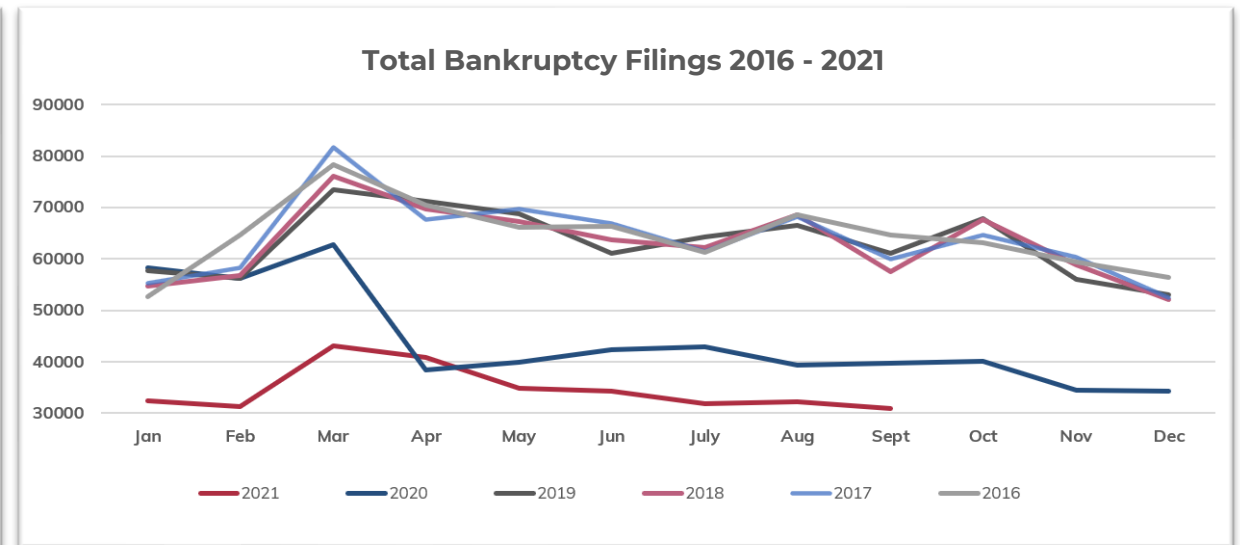
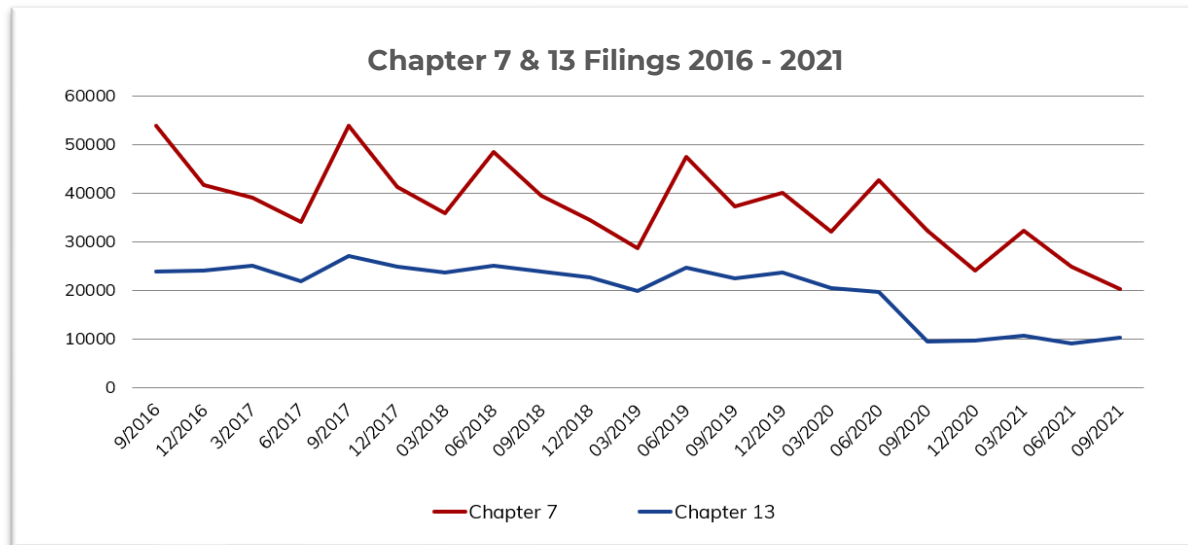
Our proprietary system notifies clients of bankruptcy filings, monitors case dockets and pushes critical activities into client-customized work queues to take immediate action.

BANKRUPTCY STATISTICS SNAPSHOT



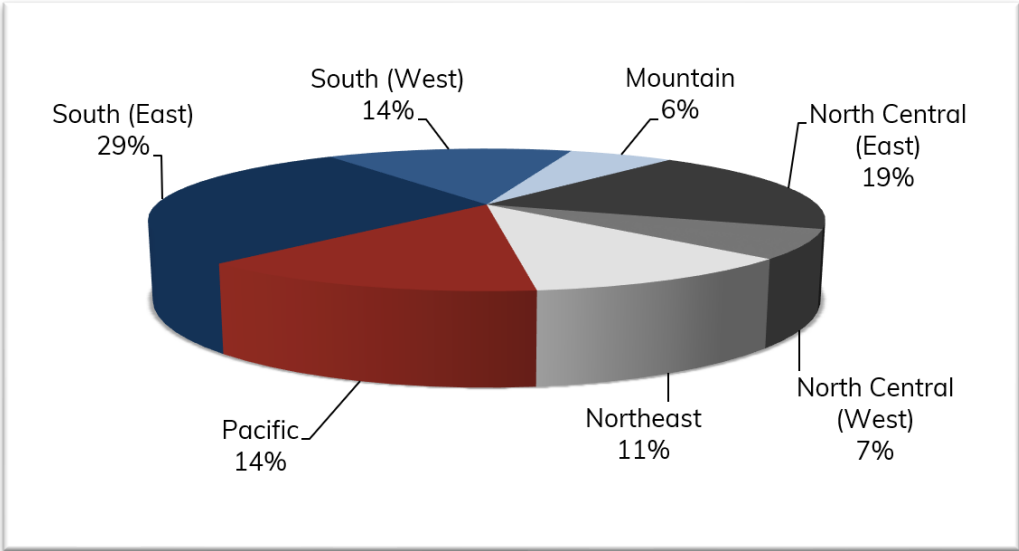
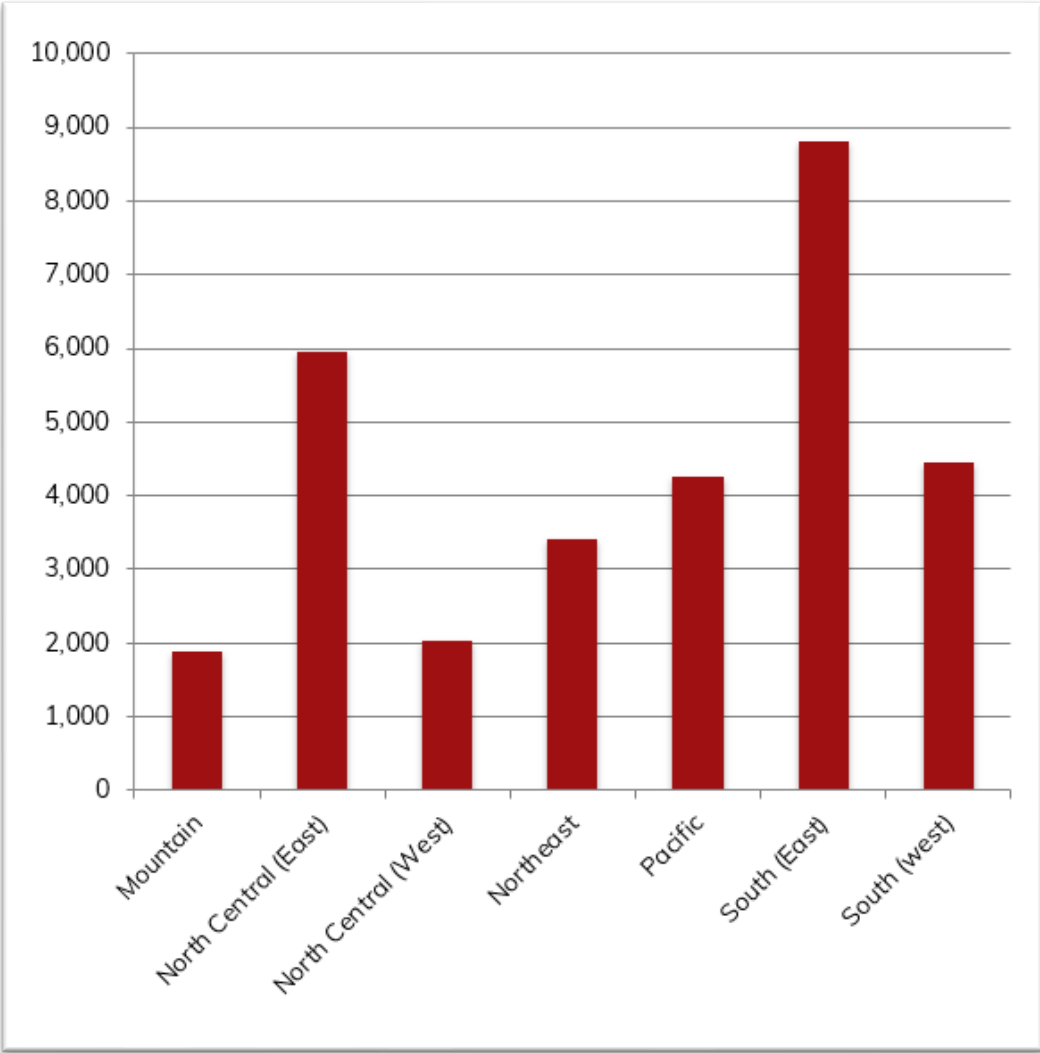
For Bankruptcies Filed Between 09/01/2021 and 09/30/2021

| | | | |
|--------------------------|--------|---|------------------|
| Total Bankruptcies Filed | 30,914 | Total Bankruptcies Filed last 12 months | 421,658 |
| Chapter 13 | 10,283 | Total Bankruptcies Filed Prev. Month | 32,258 |
| Chapter 7 | 20,311 | Total Bankruptcies Filed Prev. Year (same month) | 39,718 |
| Chapter 11 | 293 | Increased Bankruptcies from Prev. Month Total | -1,344 (-4.17%) |
| Chapter 11, Subchapter V | 98 | Increased Bankruptcies from Prev. Year Total (same month) | -8,804 (-22.17%) |



BANKRUPTCY FILINGS BY REGION

For Bankruptcies Filed Between 09/01/2021 and 09/30/2021



| REGION | STATES |
|----------------------|---|
| Mountain | Arizona, Colorado, Idaho, Montana, New Mexico, Utah, Wyoming |
| North Central (East) | Illinois, Indiana, Michigan, Ohio, Wisconsin |
| North Central (West) | Iowa, Kansas, Minnesota, Missouri, Nebraska, North Dakota, South Dakota |
| Northeast | Connecticut, Delaware, Maine, Massachusetts, New Hampshire, New Jersey, New York, Pennsylvania, Rhode Island, Vermont |
| Pacific | Alaska, California, Hawaii, Guam, Nevada, Oregon, Washington |
| South (East) | District of Columbia, Florida, Georgia, Kentucky, Maryland, North Carolina, Puerto Rico, South Carolina, Tennessee, Virgin Islands, Virginia, West Virginia |
| South (West) | Alabama, Arkansas, Louisiana, Mississippi, Oklahoma, Texas |

BANKRUPTCY FILINGS BY COURT



For Bankruptcies Filed Between 09/01/2021 and 09/30/2021

| COURT | CH 7 | CH 11 | CH 12 | CH 13 | TOTAL |
|---------------------------------|-------|-------|-------|-------|-------|
| DISTRICT OF ALASKA | 9 | | | | 9 |
| MIDDLE DISTRICT OF ALABAMA | 75 | 1 | | 319 | 395 |
| NORTHERN DISTRICT OF ALABAMA | 271 | 2 | | 361 | 634 |
| SOUTHERN DISTRICT OF ALABAMA | 47 | | | 168 | 215 |
| EASTERN DISTRICT OF ARKANSAS | 129 | | 1 | 132 | 262 |
| WESTERN DISTRICT OF ARKANSAS | 66 | | | 67 | 133 |
| DISTRICT OF ARIZONA | 601 | | | 88 | 689 |
| CENTRAL DISTRICT OF CALIFORNIA | 1,439 | 21 | | 222 | 1,682 |
| EASTERN DISTRICT OF CALIFORNIA | 463 | 6 | | 124 | 593 |
| NORTHERN DISTRICT OF CALIFORNIA | 214 | 8 | | 103 | 325 |
| SOUTHERN DISTRICT OF CALIFORNIA | 293 | 2 | | 38 | 333 |
| DISTRICT OF COLORADO | 357 | 7 | | 104 | 468 |
| DISTRICT OF CONNECTICUT | 159 | 1 | | 31 | 191 |
| DISTRICT OF WASHINGTON, D.C. | 15 | | | 2 | 17 |
| DISTRICT OF DELAWARE | 56 | 8 | | 18 | 82 |
| MIDDLE DISTRICT OF FLORIDA | 1,048 | 13 | 1 | 272 | 1,334 |
| NORTHERN DISTRICT OF FLORIDA | 104 | 1 | 1 | 29 | 135 |
| SOUTHERN DISTRICT OF FLORIDA | 555 | 16 | | 421 | 992 |
| MIDDLE DISTRICT OF GEORGIA | 126 | 2 | | 241 | 369 |
| NORTHERN DISTRICT OF GEORGIA | 563 | 3 | | 538 | 1,104 |

BANKRUPTCY FILINGS BY COURT



For Bankruptcies Filed Between 09/01/2021 and 09/30/2021

| COURT | CH 7 | CH 11 | CH 12 | CH 13 | TOTAL |
|-------------------------------|------|-------|-------|-------|-------|
| SOUTHERN DISTRICT OF GEORGIA | 40 | | | 228 | 268 |
| DISTRICT OF GUAM | 6 | | | | 6 |
| DISTRICT OF HAWAII | 58 | | | 27 | 85 |
| NORTHERN DISTRICT OF IOWA | 92 | | | 7 | 99 |
| SOUTHERN DISTRICT OF IOWA | 112 | | | 17 | 129 |
| DISTRICT OF IDAHO | 143 | | | 8 | 151 |
| CENTRAL DISTRICT OF ILLINOIS | 140 | 1 | | 40 | 181 |
| NORTHERN DISTRICT OF ILLINOIS | 762 | 5 | | 422 | 1,189 |
| SOUTHERN DISTRICT OF ILLINOIS | 74 | | | 45 | 119 |
| NORTHERN DISTRICT OF INDIANA | 292 | 1 | | 135 | 428 |
| SOUTHERN DISTRICT OF INDIANA | 428 | | | 212 | 640 |
| DISTRICT OF KANSAS | 155 | | | 118 | 273 |
| EASTERN DISTRICT OF KENTUCKY | 193 | | | 104 | 297 |
| WESTERN DISTRICT OF KENTUCKY | 194 | 1 | | 161 | 356 |
| EASTERN DISTRICT OF LOUISIANA | 32 | 2 | | 37 | 71 |
| MIDDLE DISTRICT OF LOUISIANA | 31 | | | 8 | 39 |
| WESTERN DISTRICT OF LOUISIANA | 74 | 3 | | 212 | 289 |
| DISTRICT OF MASSACHUSETTS | 178 | 1 | | 98 | 277 |
| DISTRICT OF MARYLAND | 415 | 4 | | 187 | 606 |
| DISTRICT OF MAINE | 43 | 2 | | 6 | 51 |

BANKRUPTCY FILINGS BY COURT



For Bankruptcies Filed Between 09/01/2021 and 09/30/2021

| COURT | CH 7 | CH 11 | CH 12 | CH 13 | TOTAL |
|------------------------------------|------|-------|-------|-------|-------|
| EASTERN DISTRICT OF MICHIGAN | 702 | 2 | | 255 | 959 |
| WESTERN DISTRICT OF MICHIGAN | 149 | | | 46 | 195 |
| DISTRICT OF MINNESOTA | 388 | 1 | 3 | 88 | 480 |
| EASTERN DISTRICT OF MISSOURI | 275 | | | 172 | 447 |
| WESTERN DISTRICT OF MISSOURI | 194 | | | 126 | 320 |
| NORTHERN DISTRICT OF MISSISSIPPI | 94 | 5 | | 119 | 218 |
| SOUTHERN DISTRICT OF MISSISSIPPI | 173 | 36 | | 110 | 319 |
| DISTRICT OF MONTANA | 39 | | | 2 | 41 |
| EASTERN DISTRICT OF NORTH CAROLINA | 97 | 3 | | 135 | 235 |
| MIDDLE DISTRICT OF NORTH CAROLINA | 58 | 1 | | 84 | 143 |
| WESTERN DISTRICT OF NORTH CAROLINA | 74 | 2 | | 68 | 144 |
| DISTRICT OF NORTH DAKOTA | 41 | | | 3 | 44 |
| DISTRICT OF NEBRASKA | 132 | | 2 | 54 | 188 |
| DISTRICT OF NEW HAMPSHIRE | 38 | 1 | | 9 | 48 |
| DISTRICT OF NEW JERSEY | 517 | 13 | 1 | 219 | 750 |
| DISTRICT OF NEW MEXICO | 80 | | | 13 | 93 |
| DISTRICT OF NEVADA | 447 | 5 | | 60 | 512 |
| EASTERN DISTRICT OF NEW YORK | 352 | 19 | | 49 | 420 |
| NORTHERN DISTRICT OF NEW YORK | 208 | 1 | | 42 | 251 |
| SOUTHERN DISTRICT OF NEW YORK | 212 | 14 | | 31 | 257 |

BANKRUPTCY FILINGS BY COURT



For Bankruptcies Filed Between 09/01/2021 and 09/30/2021

| COURT | CH 7 | CH 11 | CH 12 | CH 13 | TOTAL |
|----------------------------------|------|-------|-------|-------|-------|
| WESTERN DISTRICT OF NEW YORK | 122 | | | 35 | 157 |
| NORTHERN DISTRICT OF OHIO | 730 | 1 | | 141 | 872 |
| SOUTHERN DISTRICT OF OHIO | 513 | 1 | | 169 | 683 |
| EASTERN DISTRICT OF OKLAHOMA | 60 | | | 5 | 65 |
| NORTHERN DISTRICT OF OKLAHOMA | 105 | 1 | | 17 | 123 |
| WESTERN DISTRICT OF OKLAHOMA | 219 | 2 | | 38 | 259 |
| DISTRICT OF OREGON | 245 | | | 71 | 316 |
| EASTERN DISTRICT OF PENNSYLVANIA | 161 | 3 | | 146 | 310 |
| MIDDLE DISTRICT OF PENNSYLVANIA | 118 | 4 | | 115 | 237 |
| WESTERN DISTRICT OF PENNSYLVANIA | 202 | 4 | 1 | 107 | 314 |
| DISTRICT OF PUERTO RICO | 119 | 3 | | 196 | 318 |
| DISTRICT OF RHODE ISLAND | 40 | | | 13 | 53 |
| DISTRICT OF SOUTH CAROLINA | 122 | 1 | | 155 | 278 |
| DISTRICT OF SOUTH DAKOTA | 33 | | 1 | 5 | 39 |
| EASTERN DISTRICT OF TENNESSEE | 223 | | | 150 | 373 |
| MIDDLE DISTRICT OF TENNESSEE | 186 | 7 | | 160 | 353 |
| WESTERN DISTRICT OF TENNESSEE | 117 | 4 | | 356 | 477 |
| EASTERN DISTRICT OF TEXAS | 146 | 2 | 1 | 105 | 254 |
| NORTHERN DISTRICT OF TEXAS | 292 | 10 | | 195 | 497 |
| SOUTHERN DISTRICT OF TEXAS | 205 | 14 | | 144 | 363 |

BANKRUPTCY FILINGS BY COURT



For Bankruptcies Filed Between 09/01/2021 and 09/30/2021

| COURT | CH 7 | CH 11 | CH 12 | CH 13 | TOTAL |
|------------------------------------|------|-------|-------|-------|-------|
| WESTERN DISTRICT OF TEXAS | 217 | 6 | | 93 | 316 |
| DISTRICT OF UTAH | 269 | | | 140 | 409 |
| EASTERN DISTRICT OF VIRGINIA | 406 | 3 | | 258 | 667 |
| WESTERN DISTRICT OF VIRGINIA | 133 | 2 | | 86 | 221 |
| DISTRICT OF THE VIRGIN ISLANDS | | | | | |
| DISTRICT OF VERMONT | 17 | | 3 | 3 | 23 |
| EASTERN DISTRICT OF WASHINGTON | 77 | | | 27 | 104 |
| WESTERN DISTRICT OF WASHINGTON | 219 | 4 | | 74 | 297 |
| EASTERN DISTRICT OF WISCONSIN | 306 | | | 170 | 476 |
| WESTERN DISTRICT OF WISCONSIN | 160 | 5 | 2 | 37 | 204 |
| NORTHERN DISTRICT OF WEST VIRGINIA | 44 | | | 8 | 52 |
| SOUTHERN DISTRICT OF WEST VIRGINIA | 70 | 1 | | 7 | 78 |
| DISTRICT OF WYOMING | 38 | 1 | | 1 | 40 |

AIS is a Texas-based FinTech firm offering data analytics, technology and talent to support Operations and IT functions within the financial services sector. We are committed to lowering costs, improving quality and delivering faster results for our clients. Our insights, software robotics and workforce solutions drive the day-to-day work so our clients can focus on growing their business.

Using a lean Six Sigma approach, our team reviews client processes, eliminates non-value adds, and streamlines productivity. We build and share financial and legal technology to automate and optimize operational performance. We recruit, train and manage highly skilled human resources to meet project-based or full-time staffing needs.

Our clients have global access to a wide-ranging team of subject matter experts specializing in data, information technology, business operations, and legal support,. We serve a variety of industries including commercial and retail banking, automotive finance, credit card, mortgage, insurance and telecommunications.

All rights reserved. AIS warrants that it employs all reasonable endeavours to ensure that the supplied statistical reports are substantially complete and free of errors or defects. The user acknowledges that all information contained herein is derived from public record data and from time to time, errors may occur. AIS InSight is a proprietary analytical report produced monthly by AIS. The supplied information will not be disclosed, recompiled, sold or traded, in whole or in part, to third parties unless prior written consent is obtained. AIS assumes no responsibility or liability for any decisions made as a result of using this report.

