



AIS



HIGHER QUALITY.
LOWER COST.
FASTER DELIVERY.

AIS Insight Report

2020 | 10th Issue | September Data

TABLE OF CONTENTS

Bankruptcy Statistics Snapshot	2
Bankruptcy Filings by Region - Charts	3
Bankruptcy Filings by Court – Table	4



PRODUCT SPOTLIGHT

BANKRUPTCY EVENT TRACKING is driven by the latest bankruptcy technology, automating docket review processes and serving as a practical alternative to other products in the market.

- *Notifies clients of bankruptcy filings*
- *Monitors case dockets*
- *Pushes critical docket activities into client-customized work queues so the appropriate personnel can take immediate action*
- *Ability to conduct case searches and view court documents*



AIS Insight is a proprietary report created by AIS using data derived solely from information obtained from the Federal Bankruptcy Court System and the latest in bankruptcy analytical tools.

AIS

Driving Business Process Performance.

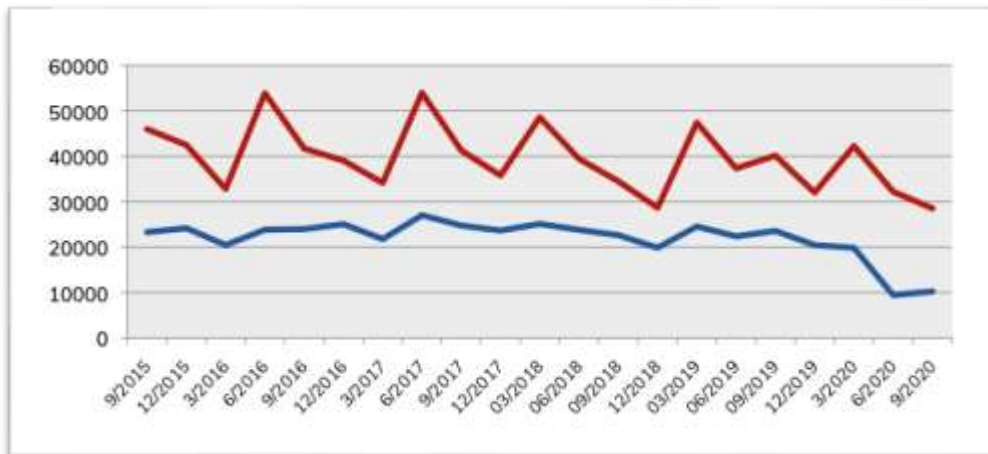
www.americaninfosource.com

877.247.7253 • Houston, Texas

BANKRUPTCY STATISTICS SNAPSHOT

September 2020

Total Bankruptcies Filed	39,699	Total Bankruptcies Filed last 12 months	596,971
Chapter 13	10,270	Total Bankruptcies Filed Prev. Month	39,366
Chapter 7	28,558	Total Bankruptcies Filed Prev. Year (same month)	61,120
Increase from Previous Month	0.85%	Increased Bankruptcies from Prev. Month Total	333
Increase from Previous Year (same month)	-35.05%	Increased Bankruptcies from prev. Year Total (same month)	-21,421



About this chart

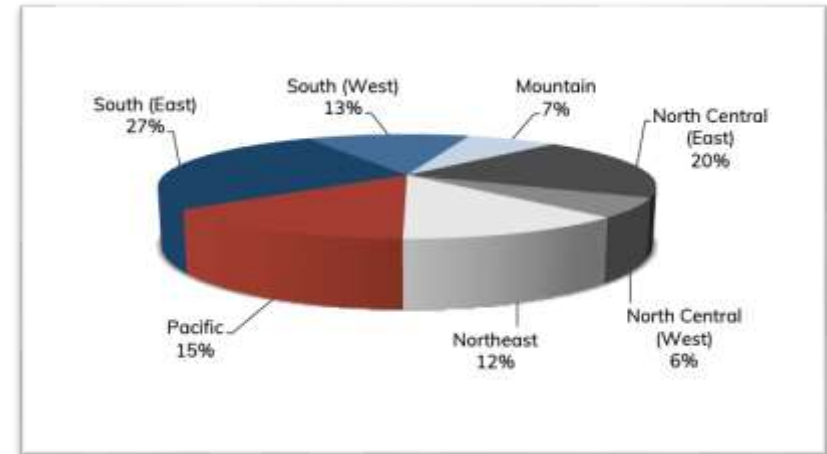
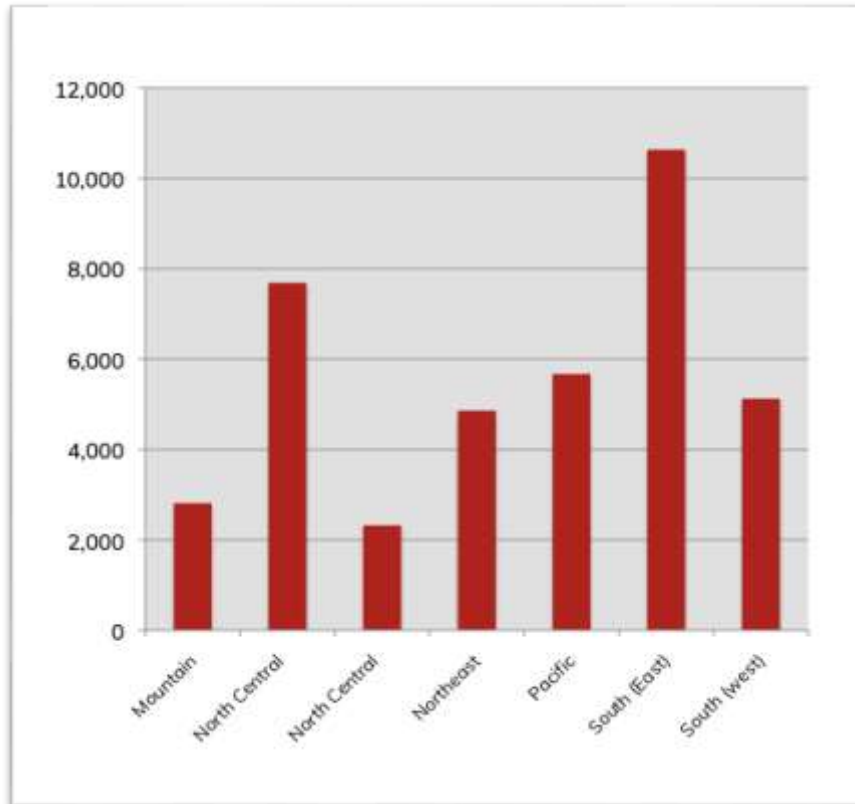


This chart shows Ch7 (red) & Ch13 (blue) bankruptcies filed over a five-year period

Source: AIS Internal Statistics

BANKRUPTCY FILINGS BY REGION

For Bankruptcies Filed Between 09/1/2020 and 09/30/2020



About these charts

REGION	STATES
Mountain	Arizona, Colorado, Idaho, Montana, New Mexico, Utah, Wyoming
North Central (East)	Illinois, Indiana, Michigan, Ohio, Wisconsin
North Central (West)	Iowa, Kansas, Minnesota, Missouri, Nebraska, North Dakota, South Dakota
Northeast	Connecticut, Delaware, Maine, Massachusetts, New Hampshire, New Jersey, New York, Pennsylvania, Rhode Island, Vermont
Pacific	Alaska, California, Hawaii, Guam, Nevada, Oregon, Washington
South (East)	District of Columbia, Florida, Georgia, Kentucky, Maryland, North Carolina, Puerto Rico, South Carolina, Tennessee, Virgin Islands, Virginia, West Virginia
South (West)	Alabama, Arkansas, Louisiana, Mississippi, Oklahoma, Texas

BANKRUPTCY FILINGS BY COURT

For Bankruptcies Filed Between 09/1/2020 and 09/30/2020

COURT	CH 7	CH 11	CH 12	CH 13	TOTAL
DISTRICT OF ALASKA	21			4	25
MIDDLE DISTRICT OF ALABAMA	82	4		255	341
NORTHERN DISTRICT OF ALABAMA	389	8	1	309	707
SOUTHERN DISTRICT OF ALABAMA	59	3		125	187
EASTERN DISTRICT OF ARKANSAS	181			161	342
WESTERN DISTRICT OF ARKANSAS	115	1		75	191
DISTRICT OF ARIZONA	920	6		134	1,060
CENTRAL DISTRICT OF CALIFORNIA	1,917	29	1	211	2,158
EASTERN DISTRICT OF CALIFORNIA	696	3		87	786
NORTHERN DISTRICT OF CALIFORNIA	334	20		111	465
SOUTHERN DISTRICT OF CALIFORNIA	443	5		37	485
DISTRICT OF COLORADO	506	9	1	125	641
DISTRICT OF CONNECTICUT	260	1		27	288
DISTRICT OF WASHINGTON, D.C.	36	5		5	46
DISTRICT OF DELAWARE	71	274		29	374
MIDDLE DISTRICT OF FLORIDA	1,348	20	2	286	1,656
NORTHERN DISTRICT OF FLORIDA	87	2		16	105
SOUTHERN DISTRICT OF FLORIDA	790	28		361	1,179
MIDDLE DISTRICT OF GEORGIA	158			220	378
NORTHERN DISTRICT OF GEORGIA	801	1		465	1,267

Continued on next page

BANKRUPTCY FILINGS BY COURT

For Bankruptcies Filed Between 09/1/2020 and 09/30/2020

COURT	CH 7	CH 11	CH 12	CH 13	TOTAL
SOUTHERN DISTRICT OF GEORGIA	72			226	298
DISTRICT OF GUAM	5				5
DISTRICT OF HAWAII	96	1		27	124
NORTHERN DISTRICT OF IOWA	105	1	1	8	115
SOUTHERN DISTRICT OF IOWA	134		4	13	151
DISTRICT OF IDAHO	188	5		14	207
CENTRAL DISTRICT OF ILLINOIS	242		1	33	276
NORTHERN DISTRICT OF ILLINOIS	1,196	9		458	1,663
SOUTHERN DISTRICT OF ILLINOIS	133			39	172
NORTHERN DISTRICT OF INDIANA	449	1		134	584
SOUTHERN DISTRICT OF INDIANA	601	2	1	211	815
DISTRICT OF KANSAS	201	2		140	343
EASTERN DISTRICT OF KENTUCKY	276	1	1	99	377
WESTERN DISTRICT OF KENTUCKY	218	2		169	389
EASTERN DISTRICT OF LOUISIANA	87	2		80	169
MIDDLE DISTRICT OF LOUISIANA	53	3		18	74
WESTERN DISTRICT OF LOUISIANA	86	3		240	329
DISTRICT OF MASSACHUSETTS	280	8		45	333
DISTRICT OF MARYLAND	632	10	1	201	844
DISTRICT OF MAINE	58	1		13	72

Continued on next page

BANKRUPTCY FILINGS BY COURT

For Bankruptcies Filed Between 09/1/2020 and 09/30/2020

COURT	CH 7	CH 11	CH 12	CH 13	TOTAL
EASTERN DISTRICT OF MICHIGAN	986		1	211	1,198
WESTERN DISTRICT OF MICHIGAN	221	2	1	39	263
DISTRICT OF MINNESOTA	430	2	1	74	507
EASTERN DISTRICT OF MISSOURI	358	2		132	492
WESTERN DISTRICT OF MISSOURI	225	2	1	114	342
NORTHERN DISTRICT OF MISSISSIPPI	98		1	100	199
SOUTHERN DISTRICT OF MISSISSIPPI	211	1		119	331
DISTRICT OF MONTANA	52			5	57
EASTERN DISTRICT OF NORTH CAROLINA	132	5		157	294
MIDDLE DISTRICT OF NORTH CAROLINA	78	3		106	187
WESTERN DISTRICT OF NORTH CAROLINA	83	2		55	140
DISTRICT OF NORTH DAKOTA	54			5	59
DISTRICT OF NEBRASKA	181	2	5	64	252
DISTRICT OF NEW HAMPSHIRE	58	1	1	11	71
DISTRICT OF NEW JERSEY	765	9		196	970
DISTRICT OF NEW MEXICO	164	1	1	16	182
DISTRICT OF NEVADA	627	4		45	676
EASTERN DISTRICT OF NEW YORK	525	12		34	571
NORTHERN DISTRICT OF NEW YORK	233		1	69	303
SOUTHERN DISTRICT OF NEW YORK	371	83		38	492

Continued on next page

BANKRUPTCY FILINGS BY COURT

For Bankruptcies Filed Between 09/1/2020 and 09/30/2020

COURT	CH 7	CH 11	CH 12	CH 13	TOTAL
WESTERN DISTRICT OF NEW YORK	146	1		29	176
NORTHERN DISTRICT OF OHIO	923			121	1,044
SOUTHERN DISTRICT OF OHIO	682	1	1	203	887
EASTERN DISTRICT OF OKLAHOMA	95	1		6	102
NORTHERN DISTRICT OF OKLAHOMA	126			6	132
WESTERN DISTRICT OF OKLAHOMA	275			54	329
DISTRICT OF OREGON	336	3		68	407
EASTERN DISTRICT OF PENNSYLVANIA	226	14		151	391
MIDDLE DISTRICT OF PENNSYLVANIA	187	1		116	304
WESTERN DISTRICT OF PENNSYLVANIA	273	7		124	404
DISTRICT OF PUERTO RICO	196	2		235	433
DISTRICT OF RHODE ISLAND	74			10	84
DISTRICT OF SOUTH CAROLINA	150	1		124	275
DISTRICT OF SOUTH DAKOTA	54		4	4	62
EASTERN DISTRICT OF TENNESSEE	405	1		225	631
MIDDLE DISTRICT OF TENNESSEE	232	2		157	391
WESTERN DISTRICT OF TENNESSEE	183	3		387	573
EASTERN DISTRICT OF TEXAS	176	3		111	290
NORTHERN DISTRICT OF TEXAS	343	9	5	194	551
SOUTHERN DISTRICT OF TEXAS	271	131		130	532

Continued on next page

BANKRUPTCY FILINGS BY COURT

For Bankruptcies Filed Between 09/1/2020 and 09/30/2020

COURT	CH 7	CH 11	CH 12	CH 13	TOTAL
WESTERN DISTRICT OF TEXAS	255	5		59	319
DISTRICT OF UTAH	414	1	1	182	598
EASTERN DISTRICT OF VIRGINIA	537	2		262	801
WESTERN DISTRICT OF VIRGINIA	151			69	220
DISTRICT OF THE VIRGIN ISLANDS	1				1
DISTRICT OF VERMONT	20	1	4	3	28
EASTERN DISTRICT OF WASHINGTON	123	1		24	148
WESTERN DISTRICT OF WASHINGTON	322	3		67	392
EASTERN DISTRICT OF WISCONSIN	402	1	1	156	560
WESTERN DISTRICT OF WISCONSIN	183		4	39	226
NORTHERN DISTRICT OF WEST VIRGINIA	63	1		4	68
SOUTHERN DISTRICT OF WEST VIRGINIA	71	3		6	80
DISTRICT OF WYOMING	65	2		1	68

2020 AIS Insight

AIS is a technology and process engineering company committed to lowering costs, improving quality and reducing cycle time for our clients. Our software robotics and expert talent manage the day-to-day work so our clients can focus on growing their business. Using a lean Six Sigma approach, our team reviews client processes, eliminates non-value adds, and streamlines productivity. We build and share financial and legal technology to automate and optimize workforce performance. We recruit, train and manage highly-skilled human resources to meet project-based or full-time staffing needs. Our clients have global access to a wide-ranging team of subject matter experts specializing in data/analytics, technology, business process outsourcing, legal support, and loan servicing. We serve a variety of industries including automotive finance, banking, credit card, mortgage, and telecommunications

Contact Information

Product Sales: contactnow@americaninfosource.com

AIS InSight Feedback: insight@americaninfosource.com

Email contactnow@americaninfosource.com today to inquire about our bankruptcy, estates and debt settlement solutions.

[Back to Page 1](#)

All rights reserved. AIS LP warrants that it employs all reasonable endeavours to ensure that the supplied statistical reports are substantially complete and free of errors or defects. The user acknowledges that all information contained herein is derived from public record data and from time to time, errors may occur. AIS InSight is a proprietary analytical report produced monthly by AIS. The supplied information will not be disclosed, recompiled, sold or traded, in whole or in part, to third parties unless prior written consent is obtained. AIS LP assumes no responsibility or liability for any decisions made as a result of using this report.